



Line Voltage G-9 Halogen Lighting

**BACI**<sup>®</sup>  
BY REMCRAFT

# Quality Construction



Shown actual size 2" OA

**Line Voltage G-9 Halogen Lamps** offer all the advantages of halogen light sources - with none of the disadvantages of low-voltage halogen lamps. Because they don't need transformers, ballasts or electronics, the problems of failure, noise, heat and electrical interference are eliminated. They provide crisp, white light at constant brightness and color. They also offer better color rendering than most compact fluorescent lamps and better efficiency as well as longer lamp life than incandescent lamps.

**Baci G-9 Halogen Fixtures** are as easy to install as any incandescent fixture and can be dimmed with inexpensive conventional dimmers. The small lamp dimensions allow for compact fixtures perfectly scaled for bathrooms, powder rooms, hallways, accent lights and more.

**G-9 Halogen Lamps** are available in 25, 40 and 60 watt sizes. Wall mounted fixtures are rated for up to 60 watts but look best with 25 or 40 watt lamps. Pendant fixtures are rated for 40 watt lamps but can also be used with 25 watt lamps. Both wall and pendant fixtures are supplied with the appropriate lamps. For international applications, 240 volt lamps are available.




**Baci G-9 Halogen Fixtures** combine the latest lamp technology with forged and diecast solid brass backplates, fittings precision turned from large diameter brass bars, and beautiful glassware from Europe and the US. Quality components, durable finishes, sleek styling, high-tech manufacturing and skilled assembly assure you of elegance, beauty and a life-time of trouble-free service.



Solid bar stock brass



Precision tooling  
in process



Finished chrome  
plated fitting



**Baci G-9 Halogen Fixtures** are UL labeled Suitable for Damp Locations.



**Small Space Backplate** - when space is a problem most of the fixtures shown with square and obround plates can be supplied with this 2 3/8" wide x 5 1/2" high plate. Consult the factory for details.

# Murrina Glass Shades

## Square Backplate (4" wide x 6" high)

Standard finish is CHROME. Premium and custom finishes are also available.



### HW-1014

Hand blown, cased, Venetian style glass with colorful milleflori accents  
4" wide x 7 1/4" high x 5 1/2" deep



### HW-1016

Hand blown, cased, Venetian style glass with colorful blue/green/yellow accents  
4" wide x 7 1/4" high x 5 1/2" deep



### HW-1021

Hand blown, cased, Venetian style glass with colorful blue/purple accents  
4" wide x 7 1/4" high x 5 1/2" deep



### HW-1022

Hand blown, cased, Venetian style glass with plum colored accents  
4" wide x 7 1/4" high x 5 1/2" deep

# Satin White Opal Glass Shades

Obround Backplate (4 1/2" wide x 6" high)

Standard finish is CHROME. Premium and custom finishes are also available.



## HW-1001

Small, tulip shaped, white opal glass shade  
4 1/2" wide x 7 1/8" high x 5 1/8" deep



## HW-1002

Medium, tulip shaped, white opal glass shade  
4 1/2" wide x 7 1/8" high x 5 3/8" deep



## HW-1005

Trumpet shaped, white opal glass shade  
4 1/2" wide x 6 3/4" high x 6" deep



## HW-1009

Classic, vase shaped, white opal glass shade  
4 1/2" wide x 6 1/4" high x 5 3/4" deep

# Alabaster Glass Shades

## Obround Backplate (4 1/2" wide x 6" high)

Standard finish is CHROME. Premium and custom finishes are also available.



### HW-1003

Large, vase shaped, faux alabaster glass shade  
4 1/2" wide x 7 5/8" high x 6" deep



### HW-1004

Small, vase shaped, bias cut, faux alabaster glass shade  
4 1/2" wide x 6 3/4" high x 5 1/2" deep



### HW-1011

Bowl shaped, faux alabaster glass shade  
5 1/2" wide x 6" high x 6 1/2" deep



### HW-1012

Bell shaped, faux alabaster glass shade  
6" wide x 6 1/2" high x 6 3/4" deep

# Classic Bronze Fixtures

Oval Backplate (4 1/2" x 6")

Available only in BRONZE finish.



## HW-1110

Large, vase shaped, faux travertine glass shade  
4 1/2" wide x 9 1/2" high x 6" deep



## HW-1111

Bowl shaped, faux alabaster glass shade  
5 1/2" wide x 7 3/4" high x 6 3/4" deep



## HW-1112

Bell shaped, faux alabaster glass shade  
6" wide x 8 3/4" high x 7" deep



## HW-1114

Venetian style glass shade  
with colorful milleflori accents  
4 1/2" wide x 9 1/2" high x 6" deep

# Optic Glass Shades

## Tall Oval Backplate (3" x 10")

Standard finish is CHROME. Premium and custom finishes are also available.



**HW-1219**

Large, vase shaped, salmon optic glass shade  
3" wide x 10" high x 5 3/4" deep



**HW-1220**

Large, vase shaped, gold optic glass shade  
3" wide x 10" high x 5 3/4" deep



**HW-1221**

Large, vase shaped, blue optic glass shade  
3" wide x 10" high x 5 3/4" deep



**HW-1222**

Large, vase shaped, plum optic glass shade  
3" wide x 10" high x 5 3/4" deep

# Art Deco Fixtures

## Rectangular Backplate (3 3/8" wide x 11" high)

Standard finish is CHROME. Premium and custom finishes are also available.



### HW-1309

Classic, vase shaped, white opal glass shade  
3 1/4" wide x 11" high x 5 1/2" deep



### HW-1317

Carved, white opal glass shade  
3 1/4" wide x 11" high x 5 1/2" deep



### HW-1319

Large, vase shaped, salmon optic glass shade  
3 1/4" wide x 11" high x 5 1/2" deep



### HW-1320

Large, vase shaped, golden optic glass shade  
3 1/4" wide x 11" high x 5 1/2" deep

# Classic Brass Fixtures


## Carved Backplate (2 7/8" wide x 12 1/4" high)

Available only in BRASS finish.



### HW-1409

Classic, vase shaped, white opal glass shade  
4" wide x 12 1/4" high x 6 1/4" deep



### HW-1410

Large, vase shaped, faux travertine  
glass shade  
4" wide x 12 1/4" high x 6 1/4" deep



### HW-1419

Large, vase shaped, salmon optic glass shade  
4" wide x 12 1/4" high x 6 1/4" deep



### HW-1420

Large, vase shaped, golden optic  
glass shade  
4" wide x 12 1/4" high x 6 1/4" deep

# Three Light Art Deco Fixtures

Rectangular Backplate (17" wide x 3 3/8" high)  
Standard finish is CHROME. Premium and custom finishes are also available.



## HW-3309

Classic, vase shaped, white opal glass shades  
16" wide x 7" high x 5 1/2" deep



## HW-3317

Carved, white opal glass shades  
16" wide x 8 1/4" high x 5 1/2" deep



## HW-3319

Large, vase shaped, salmon optic glass shades  
16" wide x 8" high x 5 1/2" deep



## HW-3320

Large, vase shaped, golden optic glass shades  
16" wide x 8" high x 5 1/2" deep

# Three Light Classic Brass Fixtures

Carved Backplate (19 1/2" wide x 2 7/8" high)

Available only in BRASS finish.



## HW-3409

Classic, vase shaped, white opal glass shades  
19 1/2" wide x 7 1/4" high x 6 1/4" deep




## HW-3410

Large, vase shaped, faux travertine glass shades  
19 1/2" wide x 7 3/4" high x 6 1/4" deep



## HW-3419

Large, vase shaped, salmon optic glass shades  
19 1/2" wide x 7 3/4" high x 6 1/4" deep



## HW-3420

Large, vase shaped, golden optic glass shades  
19 1/2" wide x 7 3/4" high x 6 1/4" deep

# Pendant Fixtures

## Cord or Stem Mounted Ceiling Fixtures

Standard finish is CHROME. Premium and custom finishes are also available.

Most of the glass shades in this catalog can also be supplied as pendant fixtures using the same G-9 Halogen lamps. Cord mounted pendants come with 36" cords and stem mounted pendants come with 2 1/2" stems.

Cord mounted  
HP-C-1022



Stem mounted  
HP-S-1022



To specify a Baci Halogen Pendant Fixture, create the model number by selecting Cord (C) or Stem (S), and the two digit shade number (from the options below). For example, HP-C-1022.

01		02		03		04	
05		09		10		11	
12		14		16		17	
19		20		21		22	